



INITIATIVE FOR SOCIAL AND ECONOMIC RIGHTS

Budgeting for Improved Service Delivery; FY 2025/26 LBGC

Presentation Outline

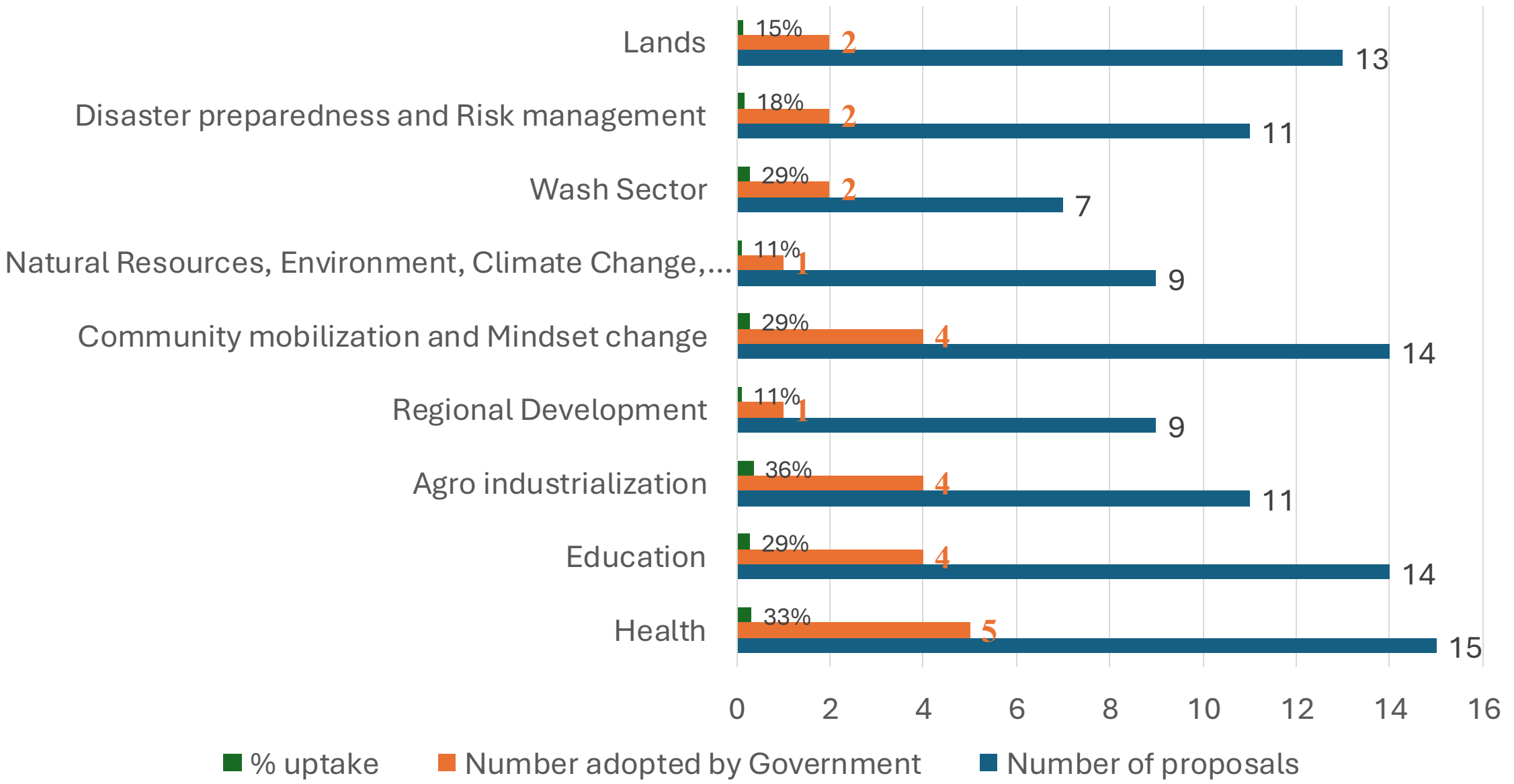
- Introduction – About CSBAG and the Position paper
- Government Response to CSOs Service Delivery Concerns raised in FY2024/25
- CSOs Service Delivery Concerns FY2025/26
- Conclusion

About CSBAG & ISER

- The Civil Society Budget Advocacy Group (CSBAG) is a coalition formed in 2004 to bring together CSOs at national and district levels to influence Government decisions on resource mobilization, allocation and utilization for equitable and sustainable development.
- CSBAG has over 100 members and 24 of these are going to present this paper at the LGBCs and we are grateful to Government of Uganda through the MOFPED for availing CSOs opportunity to present at the FY2025/26 Local Government Budget Consultations
- The Initiative for Social & Economic Rights (ISER) is a NGO with a focus on advancing the realization of social and economic rights by all citizens of Uganda. ISER is a member of CSBAG.

Notable actions taken by Government to address concerns raised by CSOs

Government Response to CSOs Service Delivery Concerns Raised in FY2024/25

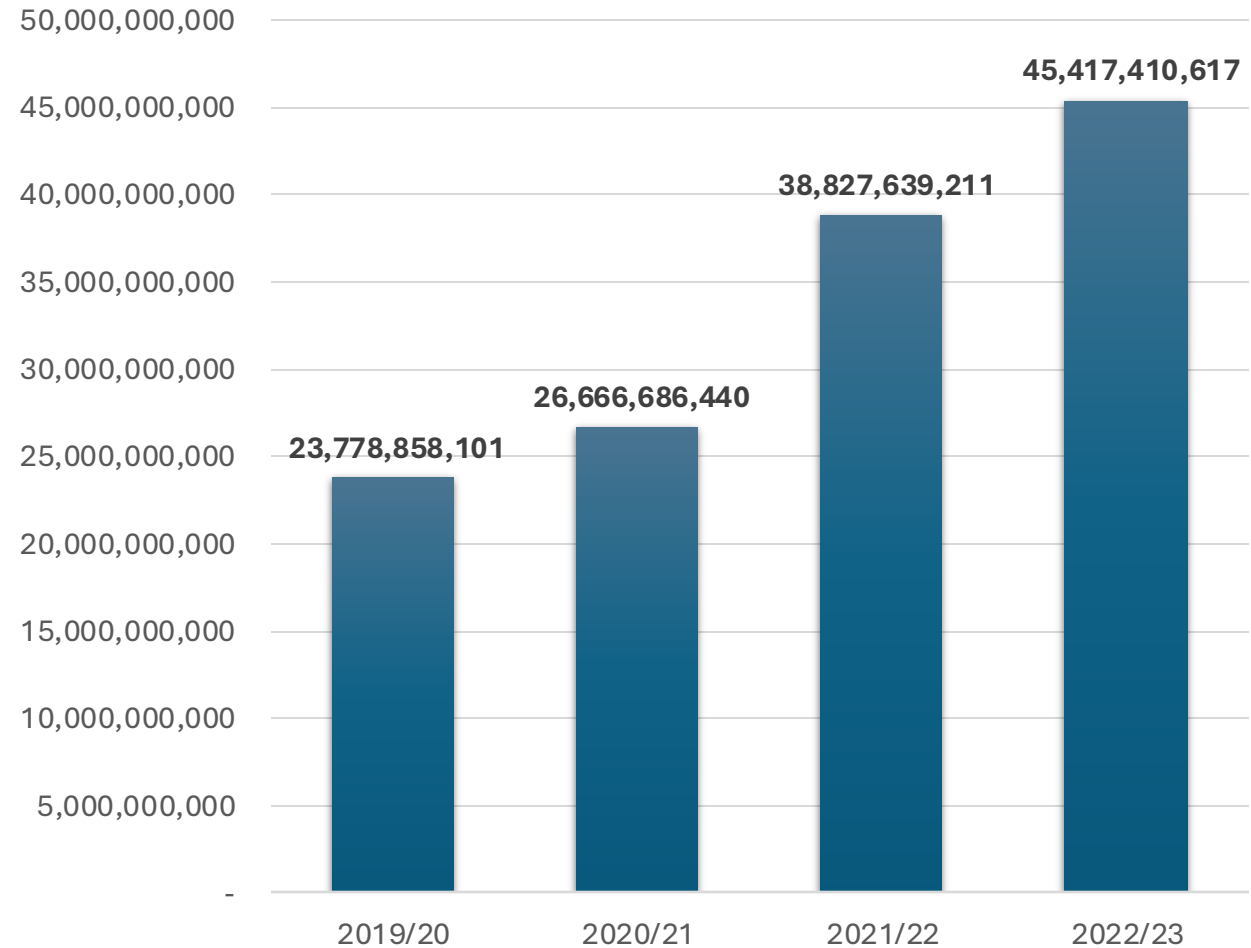


Boosting Household Incomes

- i. Parish Development Mode1 - UGX 1.077 trillion (financial inclusion pillar).
- ii. Emyooga SACOs - UGX 100 billion of which UGX 20bn are for teachers SACCOs.
- iii. UGX 13.2bn for Special grants for Persons with Disability.
- iv. UGX 8.7bn towards the Youth Livelihood Programme (YLP).
- v. UGX 3bn to Jua-kali Enterprises to transition into Formal Economy.
- vi. UGX 5bn as Enterprise Funds for Older Persons.
- vii. UGX 121.218bn towards Social Assistance Grants for Empowerment (SAGE).
- viii. Support to Microfinance Support Centre Limited - UGX 50.07bn of which UGX 30bn is for onward lending.
- ix. UGX 13.056 bn has been allocated to the Uganda Women Entrepreneurship Programme (UWEP) as a revolving fund.
- x. UGX 342.23bn has been earmarked for enhancing growth and productivity opportunities for women enterprises (GROW).

1. Notable progress in the Implementation of IRAS

- 1,436,117 taxpayers registered on IRAS
- Ugx 338 bn assessed through IRAS
- UGX 170bn approximately collected through IRAS
- All local revenue sources are configured and collected on IRAS
- Properties valuation has been conducted in 112 Local governments
- Ugx 1.3 trillion worth of rateable values of properties assessed through IRAS
- 750 champions enrolled(IRAS Superusers)
- 12,000 staff trained



Source; LG finance commission

REVENUE PERFORMANCE SUMMARY - E- LOGREV

- In the past seven years, E-LOGREV has added **345,060** new tax payers to the Local Government and URA Taxpayer database.
- With the use of the system, **UGX 141,310,187,974** has so far been collected from all already activated Local Governments. As of 28th April 2024, a sum of **UGX 35,933,756,150** had been collected for this FY2023/24 alone through the system across all sites.
- By end of FY2022/23, a total of **UGX 105,376,431,824** had cumulatively been collected in 36 sites across 9 Local Governments with an investment of **UGX 8,964,000,000** making an investment return of **UGX 11.76bn** for every **UGX 1bn** invested.

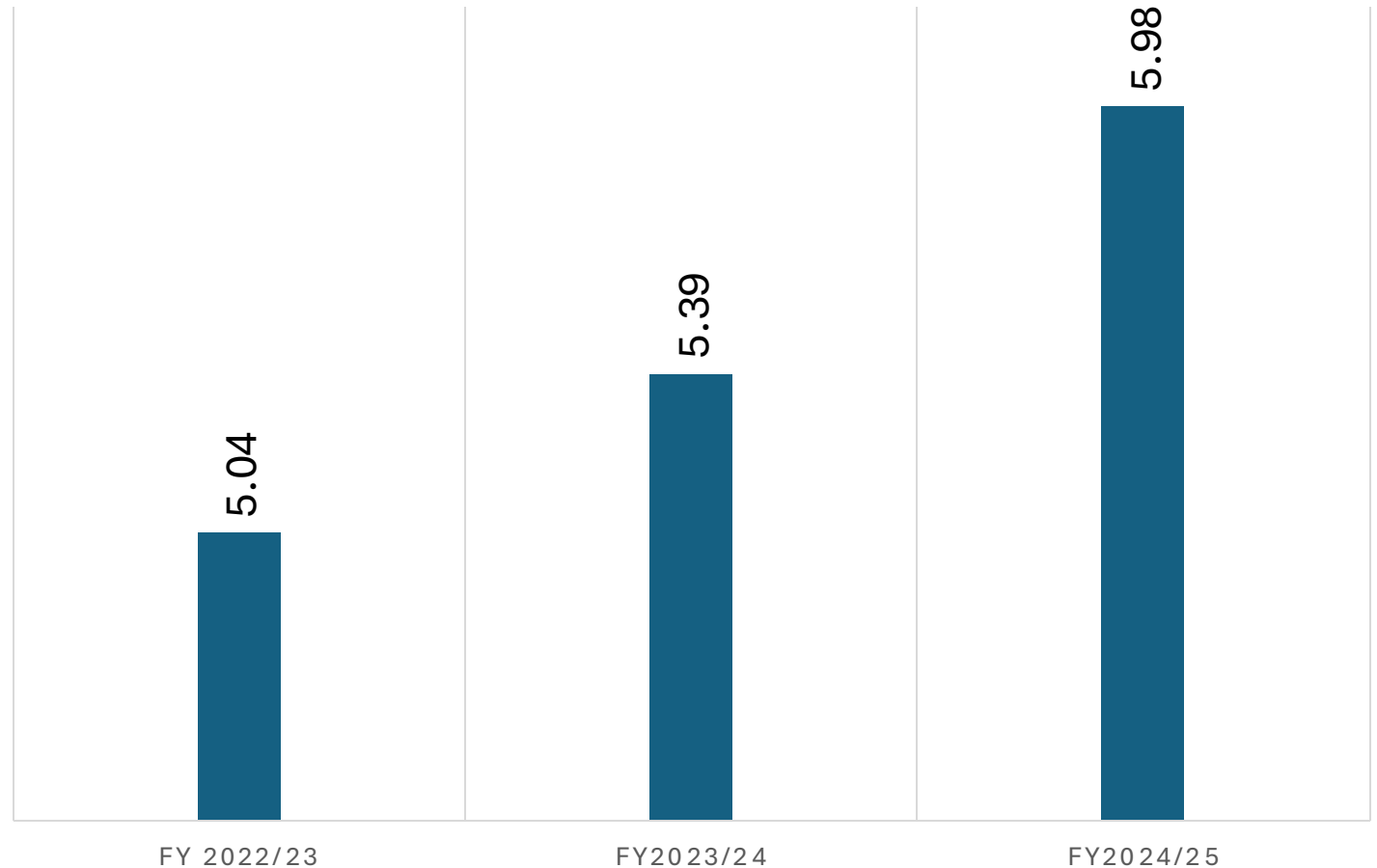
2. Increase in Funding for Local Governments

We applaud the Government for increasing the budget for Local Governments from **UGX 5.04 trillion in FY 2022/23 to UGX 5.39 trillion in FY 2023/24 to 5.98 trillion in FY 2024/25.**

The government has also provided an additional **UGX 1 billion to each district** for the rehabilitation of the declining District, Urban, and Community Access Roads (DUCAR).

This will improve connectivity, boost trade, service delivery and enhance revenue collection in Local Governments

ALLOCATIONS TO LOCAL GOVERNMENT (UGX TRILLIONS)



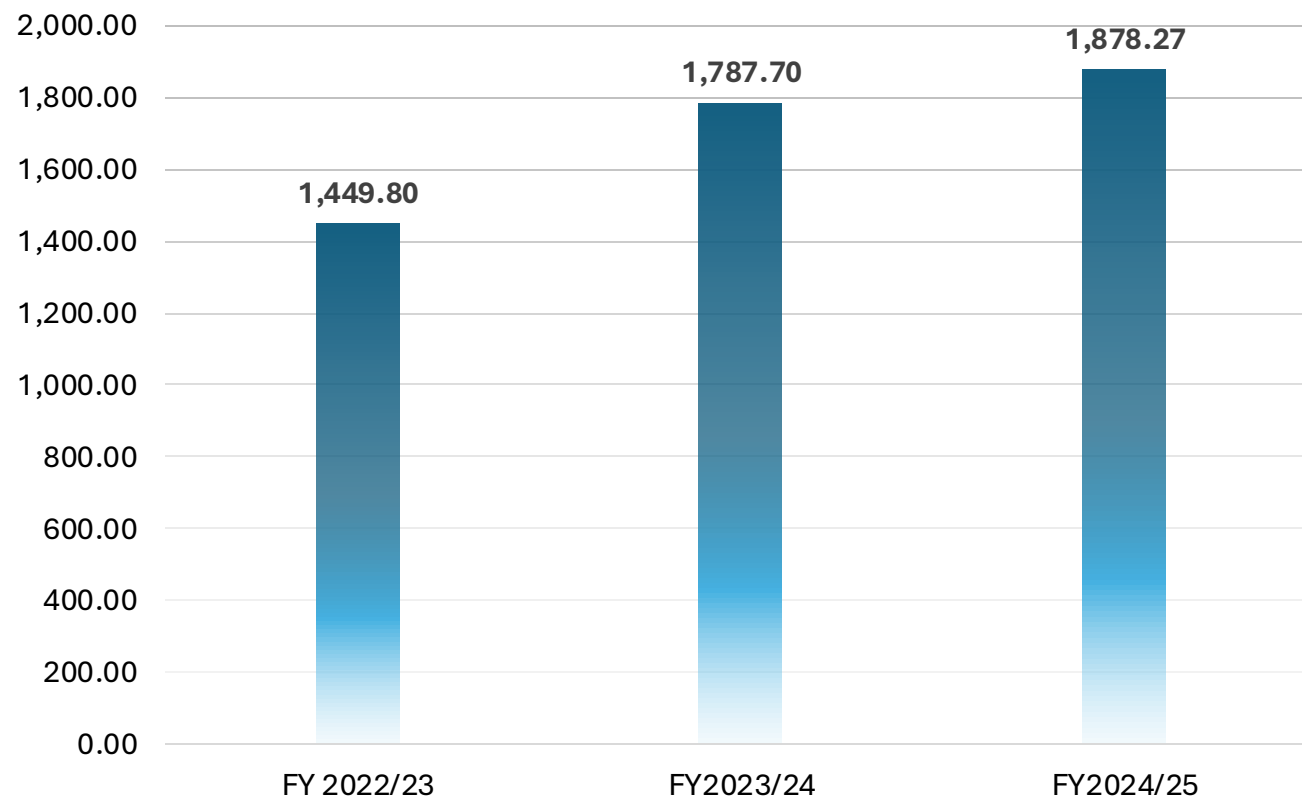
Source; Background to the budget

3. Increase in budget allocation for Agro-Industrialization

We note the increased budget for Agro agro-industrialisation from **UGX.1,787.7** for FY 2023/24 and to **UGX 1,878.27** for FY 2024/25 with an increased focus on commercialisation and value addition in agriculture.

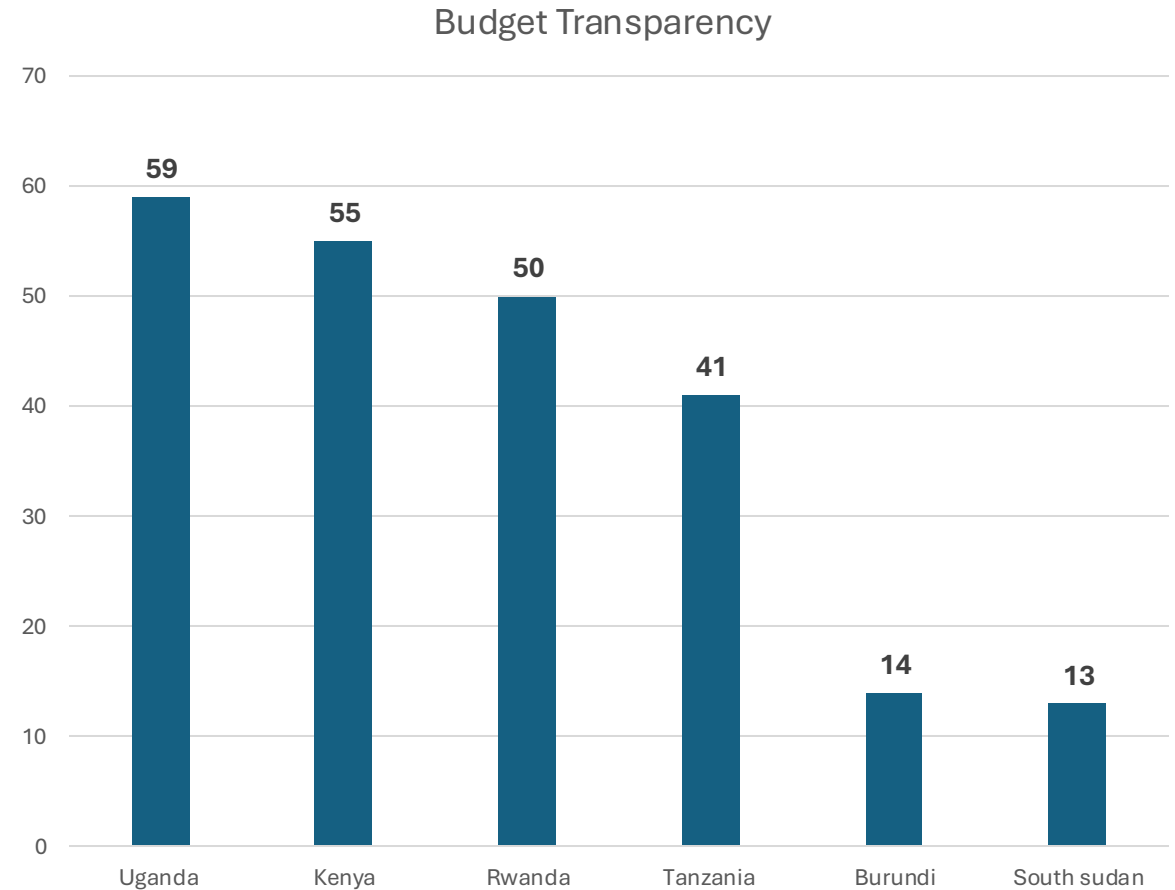
We appreciate the government for allocating **Shs 427.21 billion** to procure and distribute 1544 million doses of vaccines against foot and mouth disease as a mechanism of pest, vector and disease control and prevention

ALLOCATIONS TO AGRO-INDUSTRIALIZATION “UGX BILLIONS”



3. Budget accountability and transparency

- We would also like to acknowledge the Government of Uganda for its commitment to upholding transparency in the budget process.
- This recognition is evident in the **Open Budget Survey Report 2023**, which ranked Uganda as the leader in East Africa regarding budget transparency.
- Uganda received a commendable score of **59 out of 100**, showcasing its dedication to transparency and accountability.

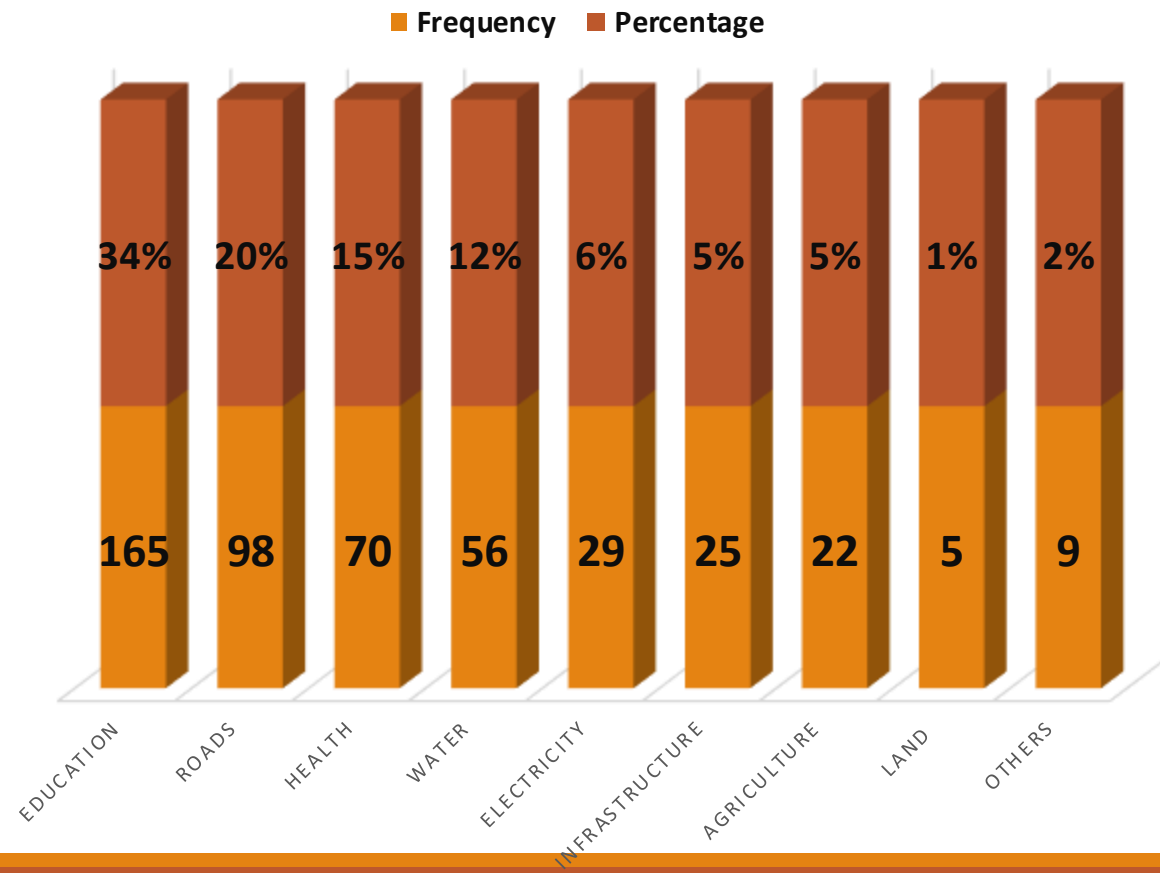
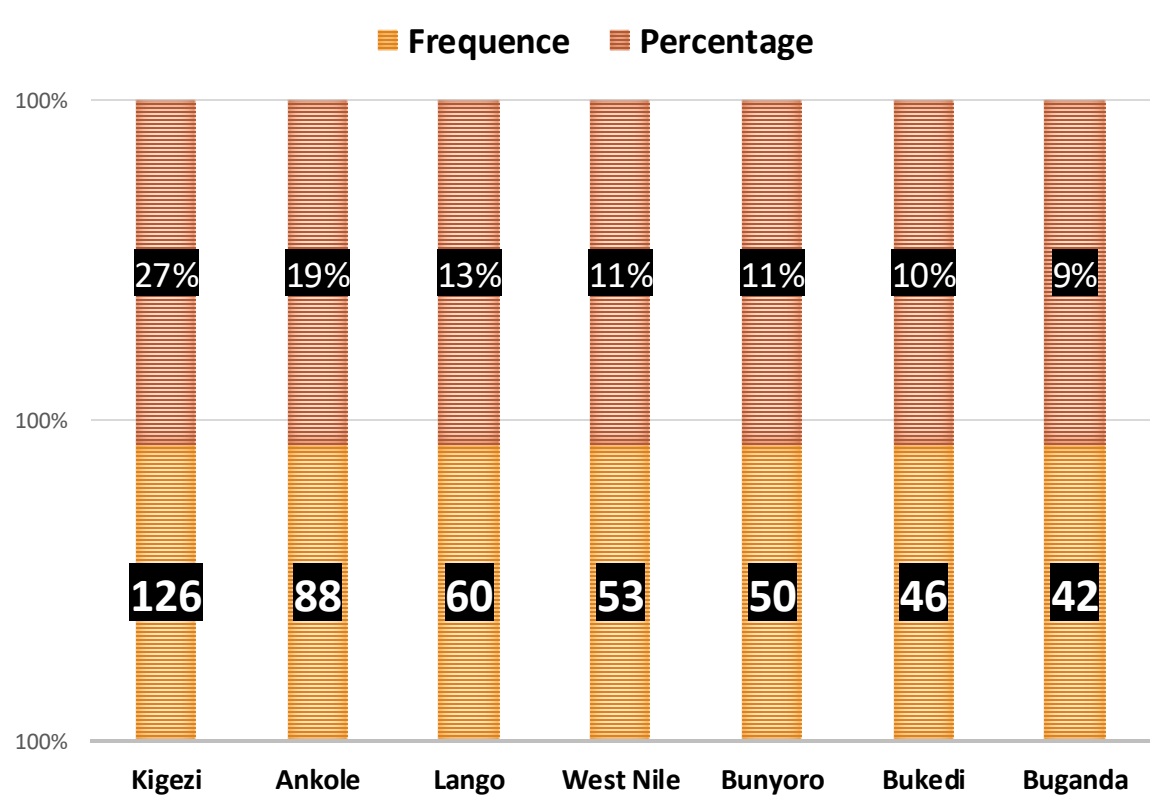


Source: Open Budget Survey, 2023



CITIZENS CONCERNS AND PROPOSALS FOR FY2025/26

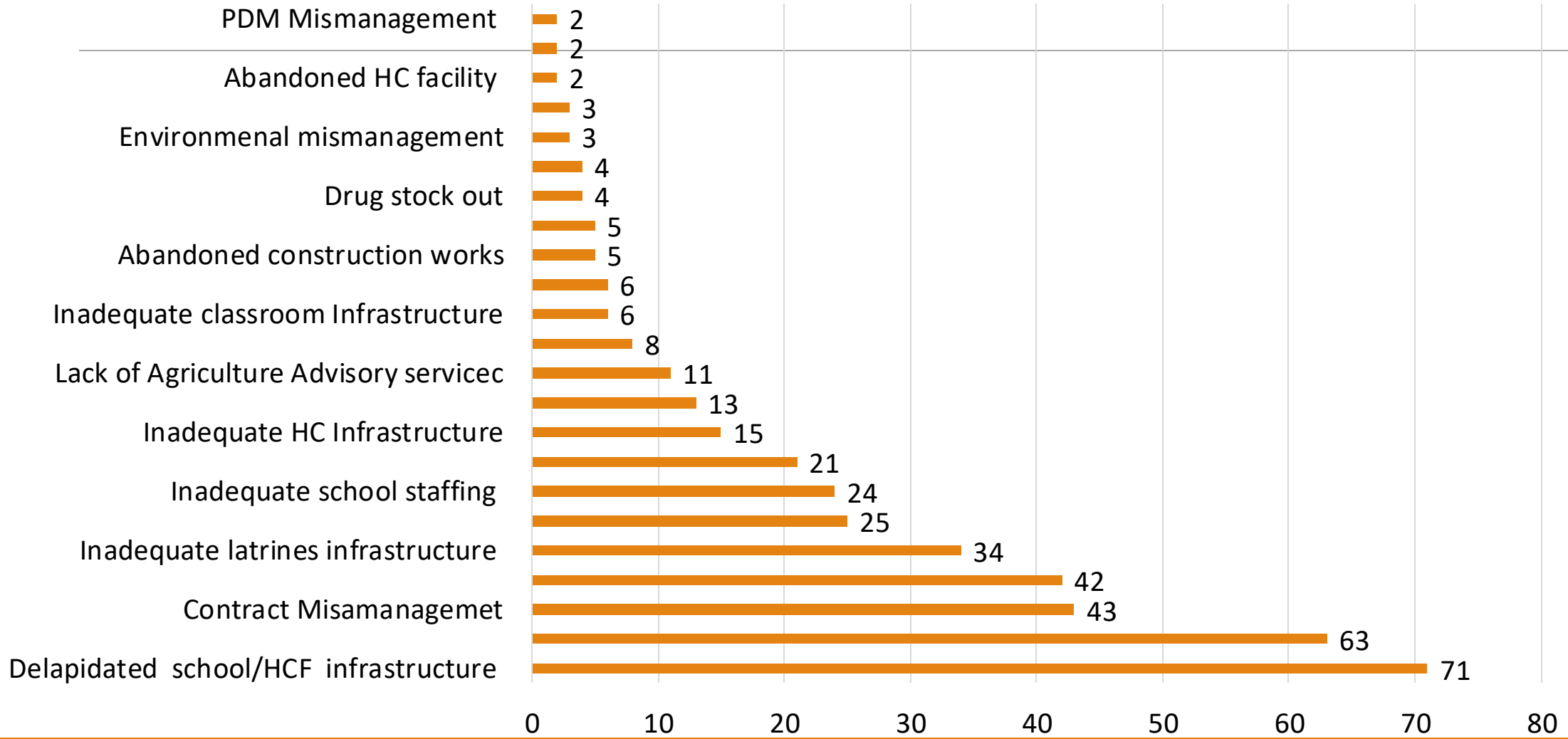
We are currently working with OAG on the rollout of CFP. We have so far received **465** service delivery concerns from **20 districts** mostly on education, roads, health and water. Service delivery monitors from Kigezi



Poor state of service delivery in LGs-CFP report



Frequency

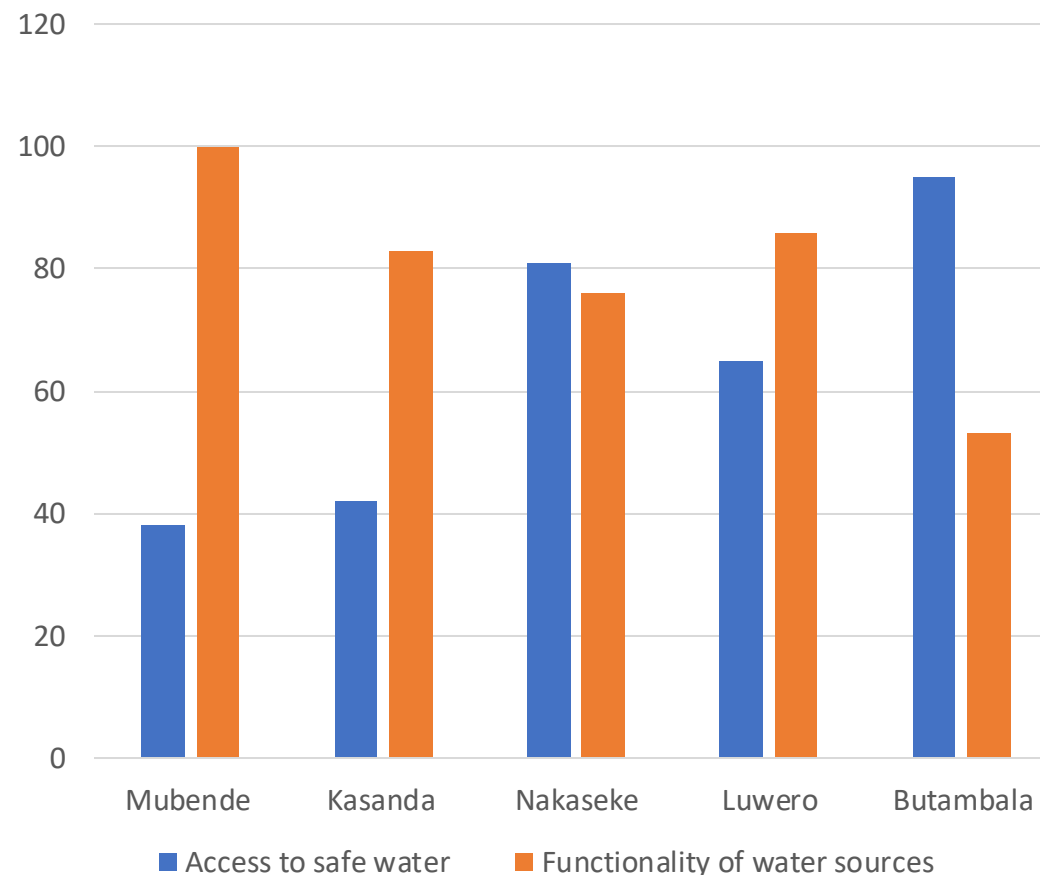


Access to clean and safe drinking water in Mubende, Kasanda, Luwero, Nakaseke & Butambala

- Access to safe water is the ratio of the population by a safe water point and piped water supply to the total population.
- Functionality is the ratio of functional water sources to all water sources

Recommendations

- Prioritize construction/extension of water supply.
- Repair and maintenance of dysfunctional water sources.



Water Supply Atlas as of September 21, 2024

Limited access to water for production – unspent funds due to lack of Farmers’ co – funding.

- Nakaseke - Shs 547,370,000.
- Kasanda - UGX 11,888,000.
- Luwero – UGX 2.1bn
- Mubende - 358.420 million

Recommendations

- MAAIF of Uganda should reduce the co-financing percentage of farmers from **25%** to **10%** to increase the uptake of the microscale irrigation systems among farmers.



Eggplants under drip irrigation on a demonstration plot. Water was obtained from a dam; Photo credit-MoWE

Poor State of Public Primary Education Service Delivery .

- According to the Auditor General's Report there is inadequate infrastructure of staff houses, classrooms, latrines and desks.
- Classroom to pupil ratio in some of the schools 1:70 in FY 2020/21, 1:75 in FY 2021/22, and 1:77 in FY 2022/23, all above the recommended average ratio of 1:53.
- Desk to pupil ratios for the sampled schools was 1:4 in FY 2020/21, 1:5 in FY 2021/22, and 1:4 in FY 2022/23, all above the recommended average ratio of 1:3.
- Latrine stance to pupil ratio was at 1 : 62 in FY 2020/21, 1: 65 in FY 2021/22 and 1: 67 in FY 2022/23, all above the recommended ratio of 1:40.
- Limited staffing for SNE teachers
- Increasing attrition rate for teacher due to early retirement.
- Over 50% of the staff quarters constructed by PTA funds.
- None – declaration of the PTA funds

Recommendations:

- Advise the central government to shift to need – based establishment of UPE schools as opposed to administrative unit (parish).
- Demand for appropriate financing for UPE.
- Push for issuance of a statutory instrument to guide the establishment, composition, roles & responsibilities of PTAs, including offering labour in school construction.
- DEOs ensure that the PTA funds and all other funds collected and received by UPE schools are budgeted for by SMCs and accountability provided.

**Unspent
balances for
incomplete/O
ngoing Seed
Secondary
School
Construction
& Staff
recruitment
Under UGiFT
Project
planned to
end on
December 31,
2025.**

- Kasanda - UGX 406.742 wage balance for recruitment of staff .
- Butambala - UGX 485.1m for construction of Kibibi seed secondary school.
- Nakaseke - UGX 1.5378bn for Construction of Kikamulo and Ngoma Seed Secondary schools.
- Mubende – UGX 837m wage for staff.
- Luwero – UGX - 989.6m for St John Nalongo S.S and St Andrews Kasaala S.S civil works

Recommendations:

- There is need for effective collaboration between MoES, ESC & DLGs to expedite the recruitment and deployment of teaching staff.
- DLGs should strengthen their monitoring and supervision of the contractors to ensure that the projects are completed on time.

Low revenue generation in Local Governments in FY 2023/24

District	Planned (Ushs '000s)	Realized (Ushs '000s)	Performance %	Total Approved budget (Ushs '000s)
Kasanda	1,115,040	689,605	62	31,058,742
Butamba	550,000	483,278	88	29,552,808
Mubende	903,031	748,956	83	35,580,898
Nakaseke	2,027,979	1,860,581	92	46,178,989
Luwero	4,356,636	4,290,525	98	75,053,282

Recommendations

- i. More emphasis be placed on tax payer registration to cover groups such as builders, plumbers, motorcyclists, taxis, and facilitation of efforts to mobilise business communities to comply.
- ii. There is need for labour officers to strengthen efforts towards addressing casualisation of labour
- iii. Ensure appropriate utilisation and accountability of public funds to encourage tax compliance.
- iv. Utilise business stimulus funding to facilitate business formalisation.



Thank you
