

# RUBANDA DISTRICT BUDGET FY 2024/25

FACT 1

## RUBANDA DISTRICT BUDGET FY 2024/25

The total budget for Rubanda district for FY2024/25 is **UGX 41,040,964,000** representing a **14.5%** increase.

Table 1: Rubanda District Budget FY2024/25

Budget Allocations	FY2023/24 (UGX, '000')	FY2024/25 (UGX, '000')	% Change
Total Wage Grant	22,151,250	23,702,481	7
Total Non-Wage Recurrent Grant	6,760,556	10,448,169	54.5
Total Development Grants	5,952,349	5,740,980	-4
External Financing	979,858	1,149,334	17.3
<b>Total District Budget</b>	<b>35,844,013</b>	<b>41,040,964</b>	<b>14.5</b>

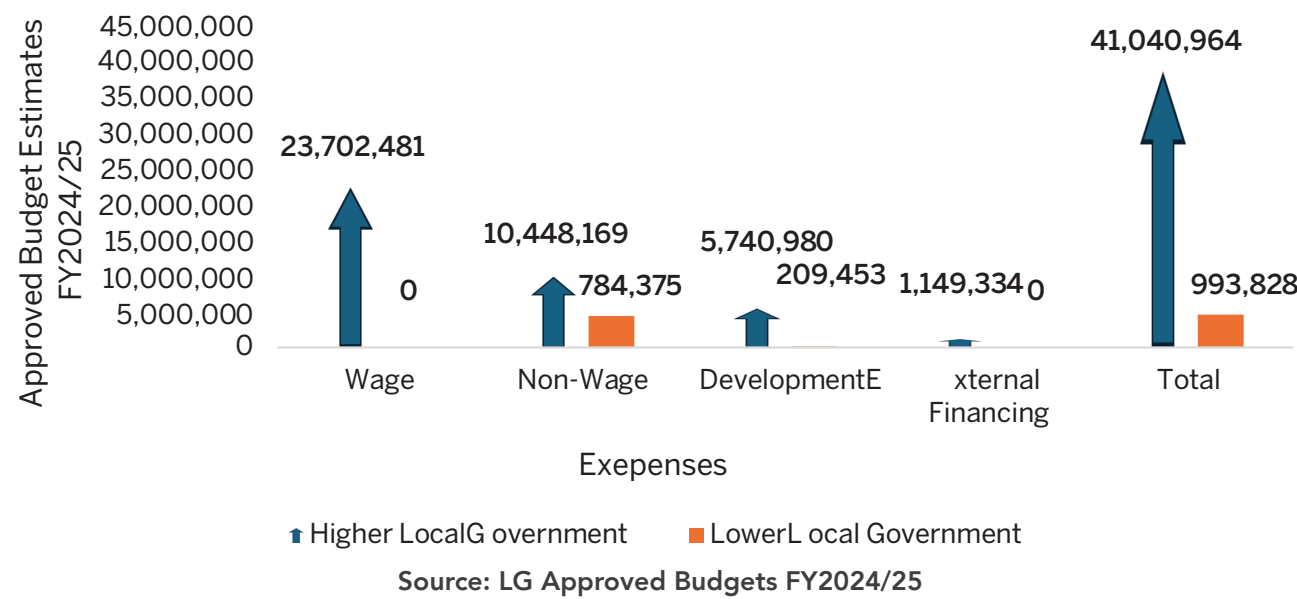
Source: LG Approved Budgets FY2024/25

As indicated in Table 1, the non-wage recurrent grant will have the highest budget increases of **54.5%** between FY2023/24 and FY2024/25.

FACT 2

## BUDGET SHARES HIGHER AND LOWER LOCAL GOVERNMENT

Figure 1: Allocations at the district level



FACT 3

## FACT 3: FY2024/25 DISTRICT FINANCING SOURCES

Funding Category	FY2023/24 (UGX, '000')	FY2024/25 (UGX, '000')
Local Raised Revenue	691,311	691,311
Discretionary Government Transfers	4,383,396	3,983,172
Conditional Government Transfers	29,122,092	33,884,700
Other Government Transfers	2,350,688	2,326,275
External Financing	979,858	1,149,334
<b>Total</b>	<b>37,527,345</b>	<b>42,034,792</b>

Source: LG Approved Budgets FY2024/25

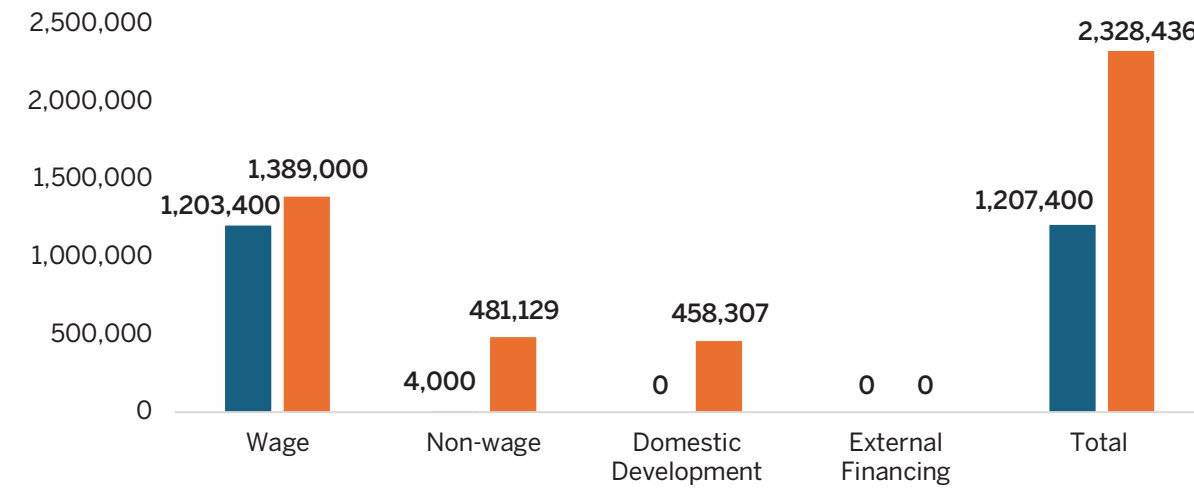


Plot 11, Vubyabirenge Close, Ntinda-Nakawa Road, P.O. Box 660, Ntinda, Kampala, Uganda.  
 Fixed Line: +256 755 202154, +256 414 677707,  
 Email: csbag@csbag.org Website: www.csbag.org  
 X: CSBAGUGANDA LinkedIn: CSBAG Uganda  
 YouTube: CSBAG Uganda Facebook: CSBAG Uganda

FACT 4

## SUB PROGRAMME ALLOCATION FY2024/25

### Production and Marketing Sub Programme



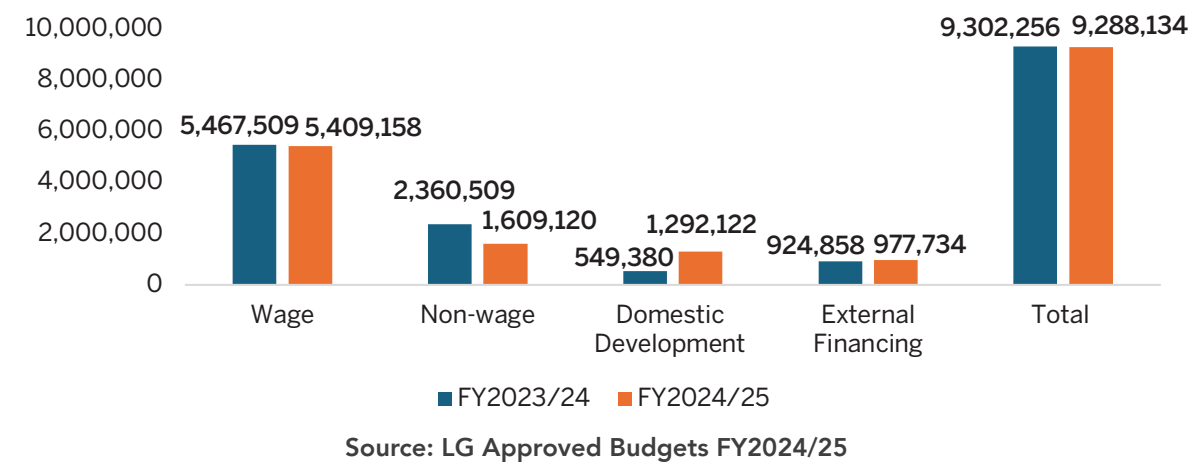
### Key Budget Output Allocations FY2024/25

Parish Development Model Operations - UGX 151,839,000  
 Agricultural Value Chain Services - UGX 458,307,000

Source: LG Approved Budgets FY2024/25



### Health Sub Programme

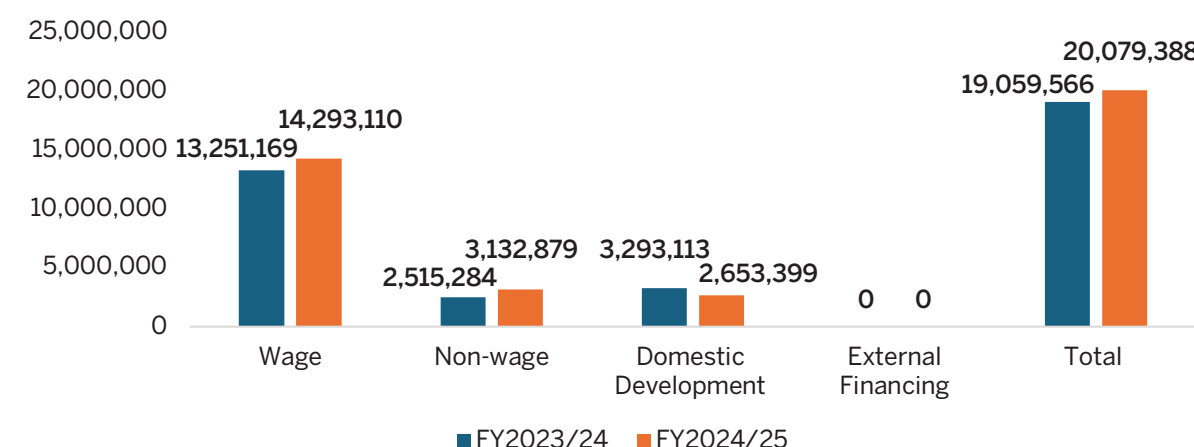


### Key investment areas under the Health Program

Location	Intervention	Amount (UGX '000)
Rubanda Town Council	Construction of DVS & DHO's, office Phase III	500,000
Rubanda Town Council	Retention for projects	25,778
Rubanda Town Council	Upgrade of Muko HC IV to Hospital	500,000
Nyamweru Subcounty	Completion of labour suit at Bigungiro HC II	9,752
Hamurwa Subcounty	Medical, Laboratory and Research Equipment Assorted Equipment	150,000



### Education Sub Programme



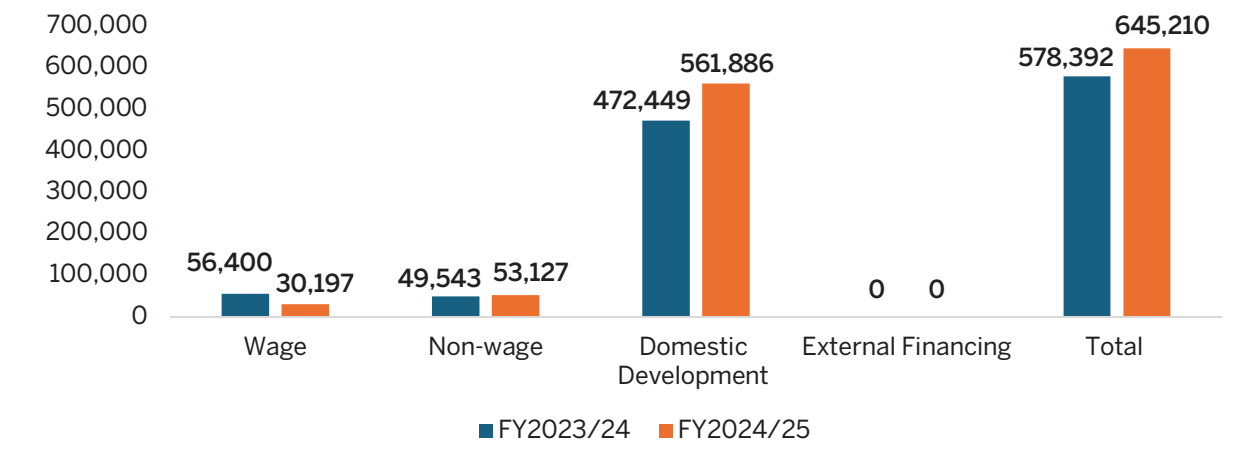
### Key Education Programme Allocation

- UGX 3,000,000 Special Needs Education
- UGX 3,000,000 Inspection and Monitoring
- UGX 6,466,192 Secondary Capitation Grant
- UGX 12,347,383 Primary Capitation Grant (Non-wage)

Source: LG Approved Budgets FY2024/25



### Water Sub Programme

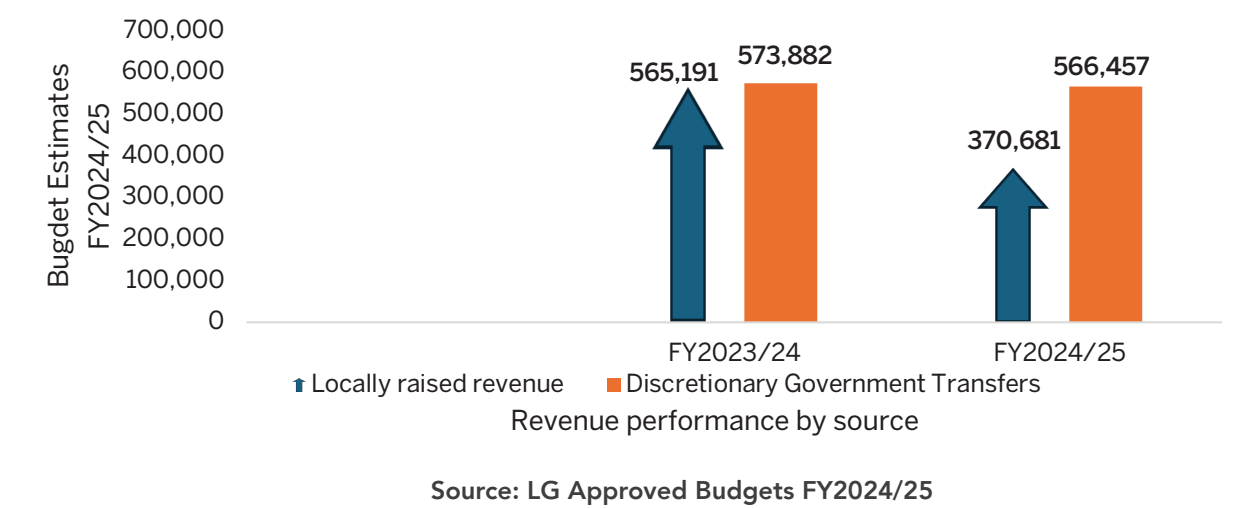


FACT 5

## LOWER LOCAL GOVERNMENTS (LLGs) BUDGET

Rubanda Lower Local Governments budget decreased to **UGX 370m** from **UGX 565m** in FY2023/24. Locally raised revenue contributed **1%** of the overall budget for the district.

Figure 2: Budget financing by source



FACT 6

## ALLOCATION TO KEY BUDGET OUTPUTS BY SUB-COUNTY

Sub-county	Primary Health Care-Non-wage (UGX, '000')	Capitation Grant-Primary School - Non-wage (UGX, '000')
Hamurwa Town Council	92,321	-
Bubaare Subcounty	57,189	52,961
Muko Subcounty	43,364	-
Hamurwa Subcounty	40,918	172,128
Bufundi Subcounty	50,040	104,722
Ikumba Subcounty	43,353	129,165
Ruhija Subcounty	30,052	-
Nyamweru Subcounty	33,669	-
Rubanda Town Council	136,561	-
Hamuhambo Town Council	20,000	-

Source: LG Approved Budgets FY2024/25