

BUDAKA DISTRICT BUDGET FY 2024/25

FACT 1 KANUNGU DISTRICT BUDGET FY 2024/25

The total budget for Budaka district for FY2024/25 is **UGX 37,843,461,000** representing a **14%** increase.

Table 1: Budaka District Budget FY2024/25

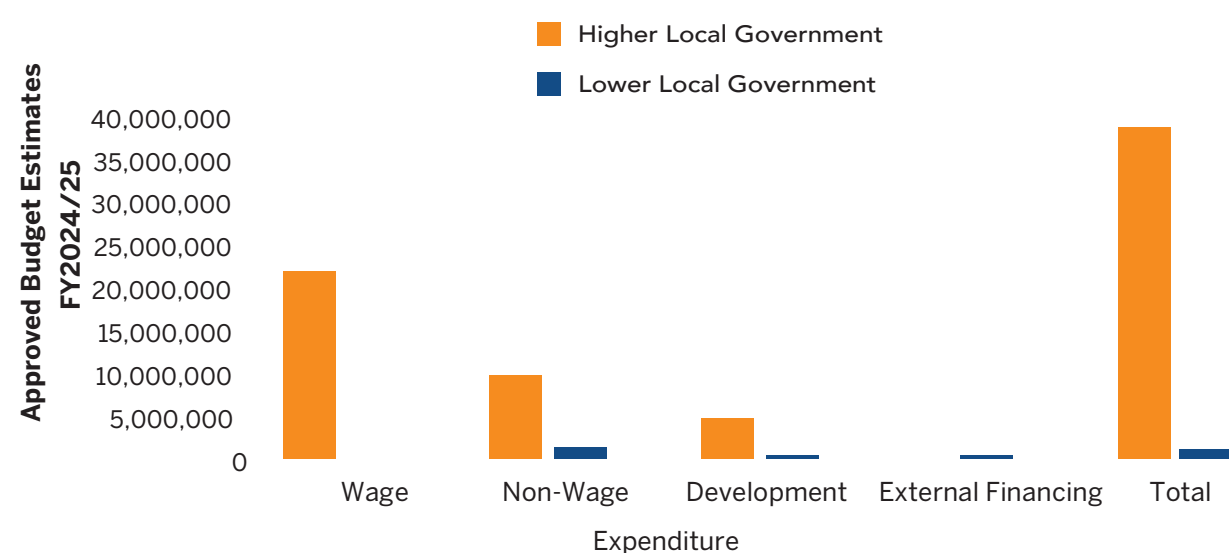
Budget Allocations	FY2023/24 (UGX, '000')	FY2024/25 (UGX, '000')	% Change
Total Wage Grant	19,291,470	22,273,497	15.5
Total Non-Wage Recurrent Grant	7,469,278	9,944,902	33.1
Total Development Grants	6,175,296	5,000,539	-19.0
External Financing	350,000	624,523	78.4
Total District Budget	33,286,044	37,843,461	14

Source: LG Approved Budgets FY2024/25

As indicated in Table 1 External Financing will have the highest budget increases of **78.4%** between FY2023/24 and FY2024/25.

FACT 2 BUDGET SHARES HIGHER AND LOWER LOCAL GOVERNMENT

Figure 1: Allocations at the district level



Source: LG Approved Budgets FY2024/25

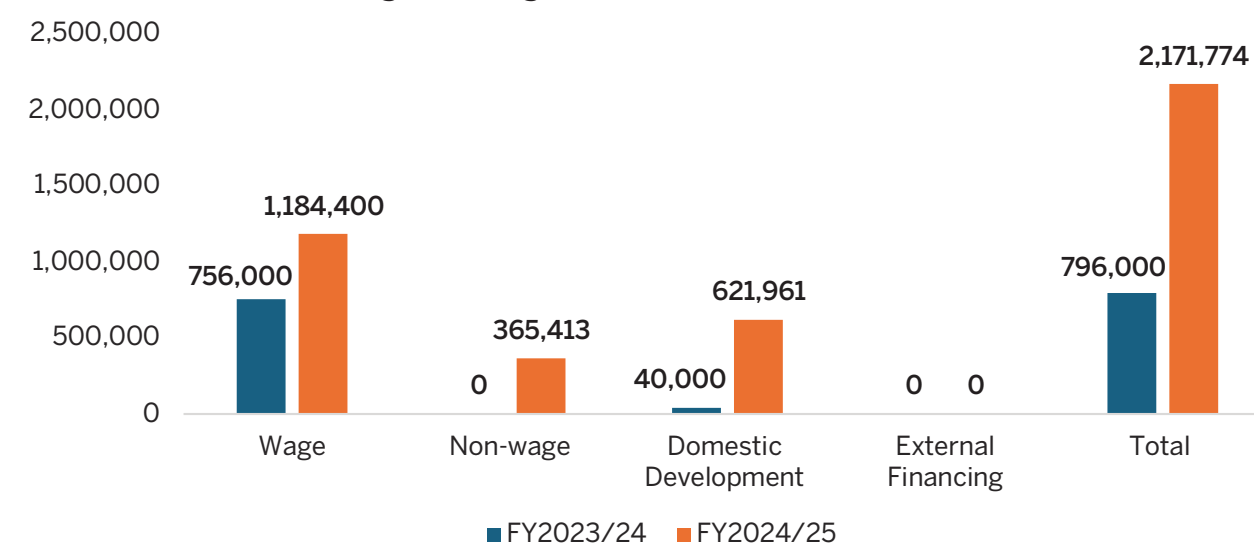
FACT 3 FY2024/25 DISTRICT FINANCING SOURCES

Funding Category	FY2023/24 (UGX, '000')	FY2024/25 (UGX, '000')
Local Raised Revenue	375,343	553,235
Discretionary Government Transfers	4,269,008	23,578,646
Conditional Government Transfers	28,806,346	13,649,109
Other Government Transfers	384,352	441,352
External Financing	350,000	624,523
Total	33,835,049	38,222,342

Source: LG Approved Budgets FY2024/25

FACT 4 SUB PROGRAMME ALLOCATION FY2024/25

Production and Marketing Sub Programme

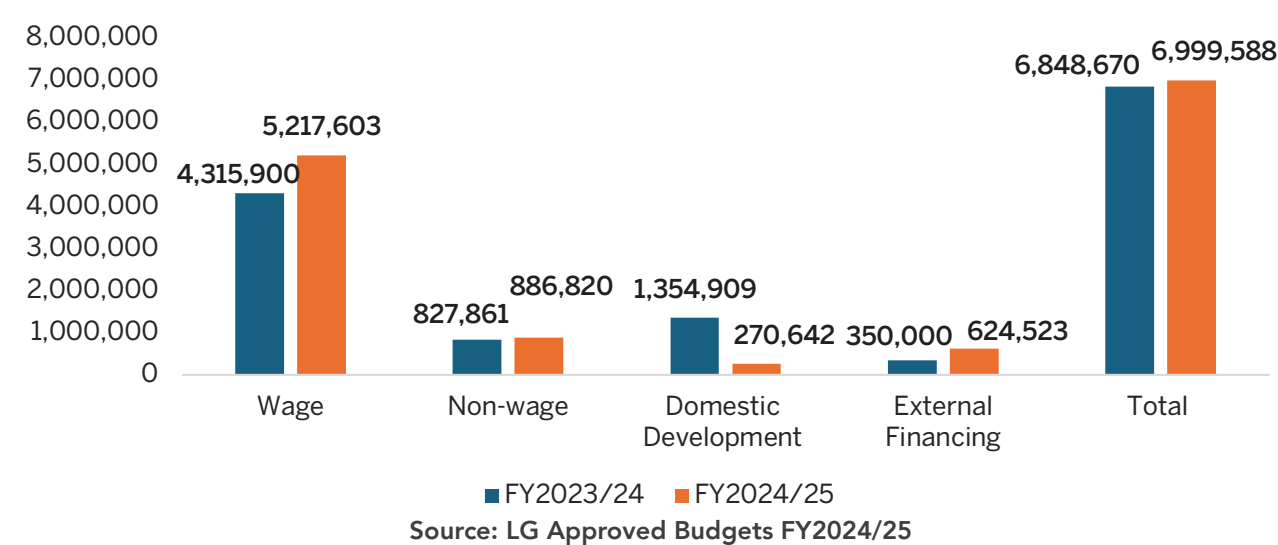


Key Budget Output Allocations FY2024/25

Parish Development Model Operations: UGX 76,043,000
 Agricultural Value Chain Services: UGX 550,348,000
 Extension services: UGX 1,230,292,000
 Storage, Agro-Processing and Value addition: UGX 50,000,000

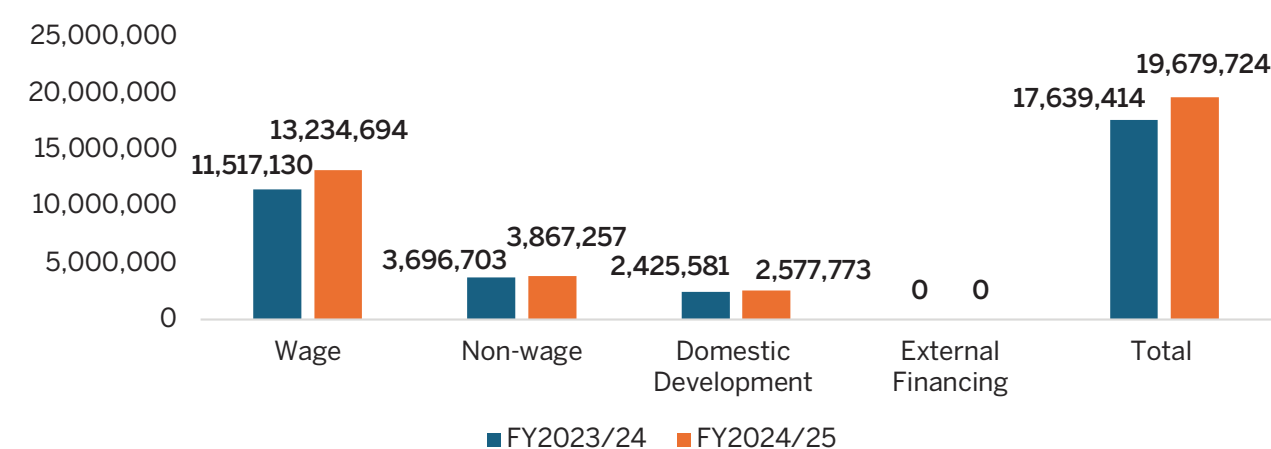
Source: LG Approved Budgets FY2024/25

Health Sub Programme



Source: LG Approved Budgets FY2024/25

Education Sub Programme

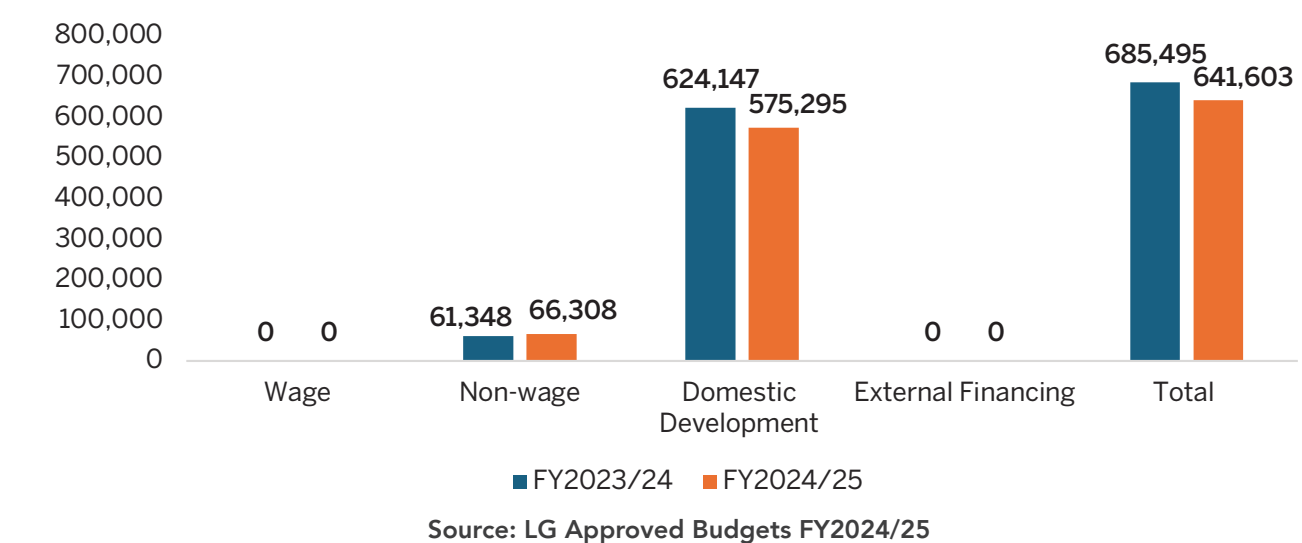


Source: LG Approved Budgets FY2024/25

Key Education Programme Allocation

UGX 3,000,000 Special Needs Education
 UGX 47,379,000 Inspection and Monitoring
 UGX 870,304,000 Secondary Capitation Grant
 UGX 1,380,360 Primary Capitation Grant (Non-wage)

Water Sub Programme

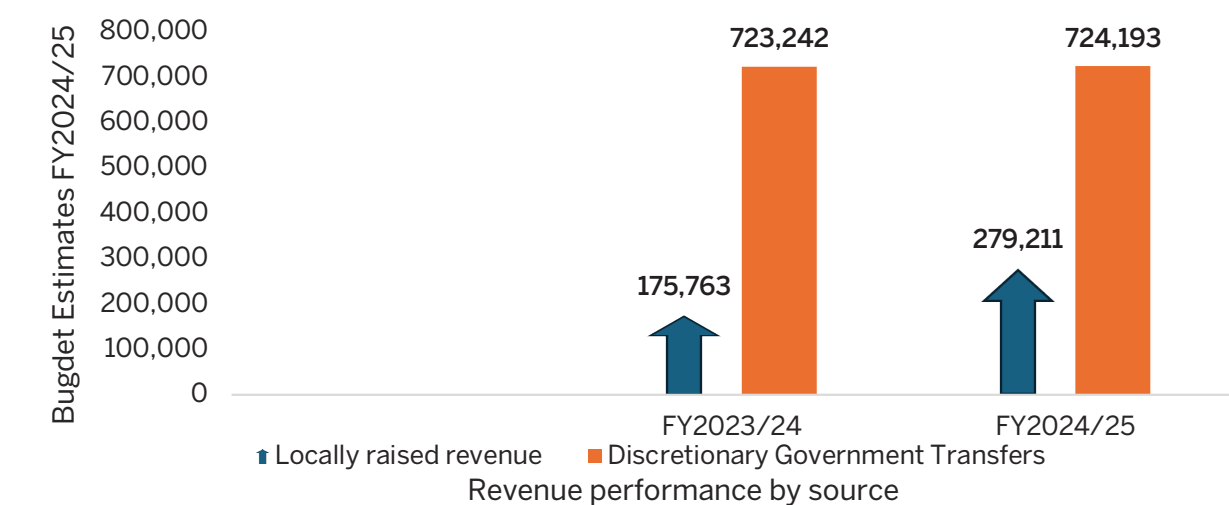


Source: LG Approved Budgets FY2024/25

FACT 5 LOWER LOCAL GOVERNMENTS (LLGS) BUDGET

Kanungu Lower Local Governments budget increased to **UGX 1.1bn** from **UGX 985m** in FY2023/24. Locally raised revenue contributed **2.4%** of the overall budget for Kanungu district.

Figure 2: Budget financing by source



Source: LG Approved Budgets FY2024/25

FACT 6 ALLOCATION TO KEY BUDGET OUTPUTS BY SUB-COUNTY

Sub-county	Primary Health Care- Non-wage (UGX, '000')	Capitation Grant- Primary School - Non-wage (UGX, '000')
Kaderuna Subcounty	35,771	74,876
Kachomo Subcounty	50,968	46,123
Kakule Subcounty	49,917	60,235
Budaka Subcounty	80,692	73,477
Nansanga Subcounty	48,291	56,638
Lyama Town Council	252,077	-
Naboa Town Council	48,629	-
Kamankoli Subcounty	46,911	32,493
Iki-Iki Subcounty	45,568	23,504
Katiira Subcounty	68,501	60,213
Mugiti Subcounty	41,855	42,816
Kameruka Subcounty	49,503	78,002
Kadimukoli Subcounty	-	12,992

Source: LG Approved Budgets FY2024/25

