

AMOLATAR DISTRICT BUDGET FY 2024/25

FACT 1 AMOLATAR DISTRICT BUDGET FY 2024/25

The total budget for Amolatar district for FY2024/25 is **UGX 33,289,518,000** representing a **21.3%** increase.

Table 1: Amolatar District Budget FY2024/25

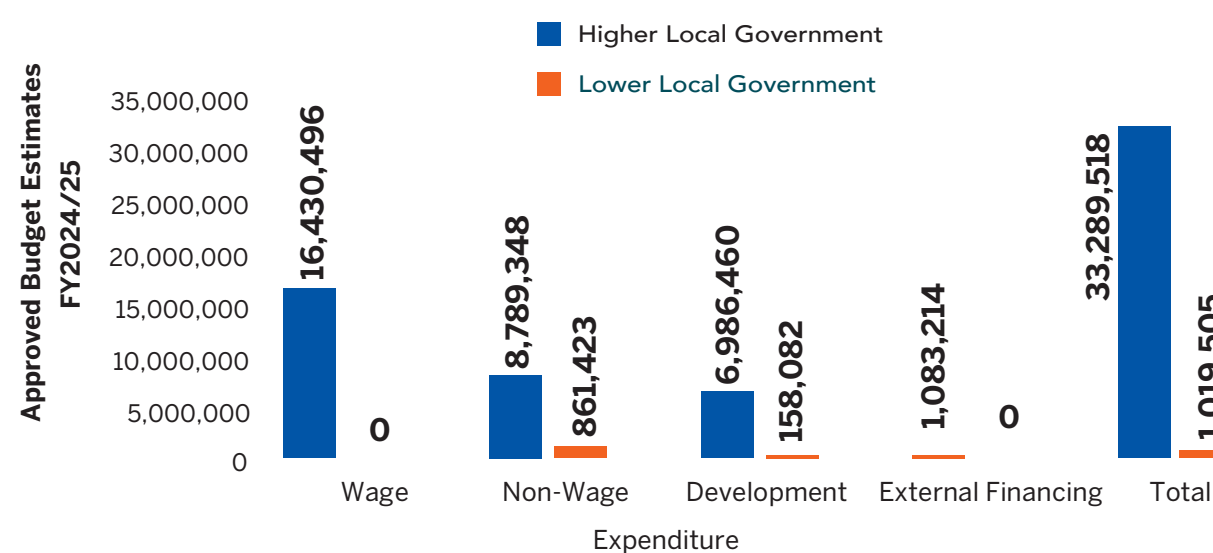
Budget Allocations	FY2023/24 (UGX, '000')	FY2024/25 (UGX, '000')	% Change
Total Wage Grant	14,761,845	16,430,496	11.3
Total Non-Wage Recurrent Grant	4,816,488	8,789,348	82.5
Total Development Grants	5,413,826	6,986,460	29
External Financing	2,448,632	1,083,214	-55.8
Total District Budget	27,440,791	33,289,518	21.3

Source: LG Approved Budgets FY2024/25

As indicated in Table 1 non-wage recurrent grant will have the highest budget increases of **82.5%** between FY2023/24 and FY2024/25.

FACT 2 BUDGET SHARES HIGHER AND LOWER LOCAL GOVERNMENT

Figure 1: Allocations at the district level



Source: LG Approved Budgets FY2024/25

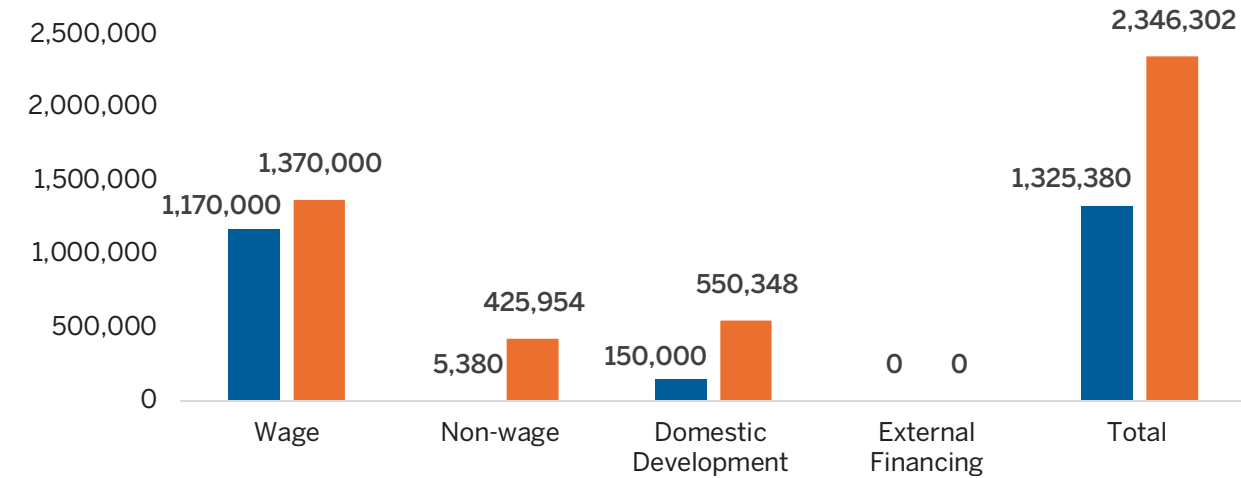
FACT 3 FY2024/25 DISTRICT FINANCING SOURCES

Funding Category	FY2023/24 (UGX, '000')	FY2024/25 (UGX, '000')
Local Raised Revenue	740,000	640,000
Discretionary Government Transfers	3,638,282	2,820,041
Conditional Government Transfers	21,358,177	29,223,874
Other Government Transfers	485,066	541,894
External Financing	2,448,632	1,083,214
Total	28,670,157	34,309,023

Source: LG Approved Budgets FY2024/25

FACT 4 SUB PROGRAMME ALLOCATION FY2024/25

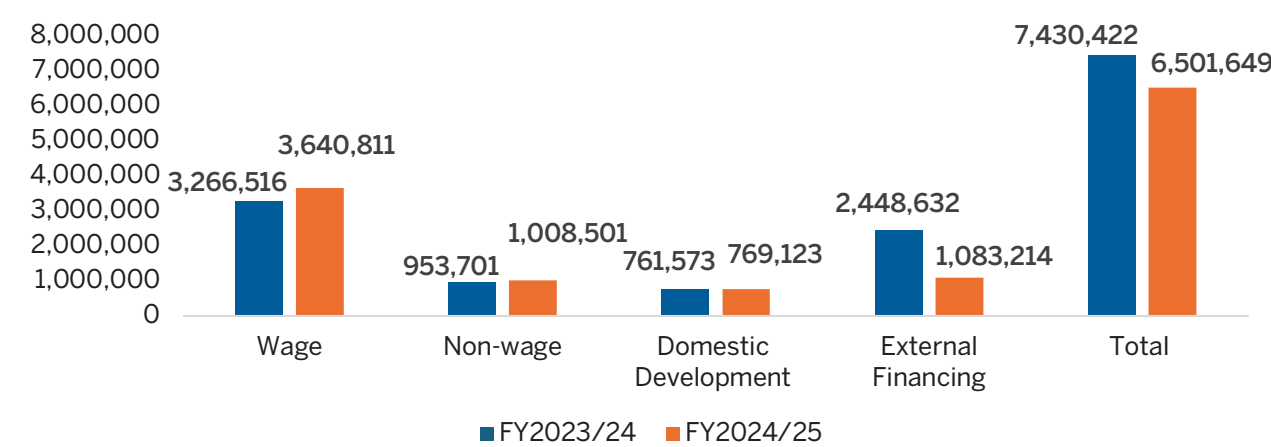
Production and Marketing



Parish Development Model Operations: UGX 187,048,000
Agricultural Value Chain Services: UGX 550,348,000
Extension services: UGX 167,156,000

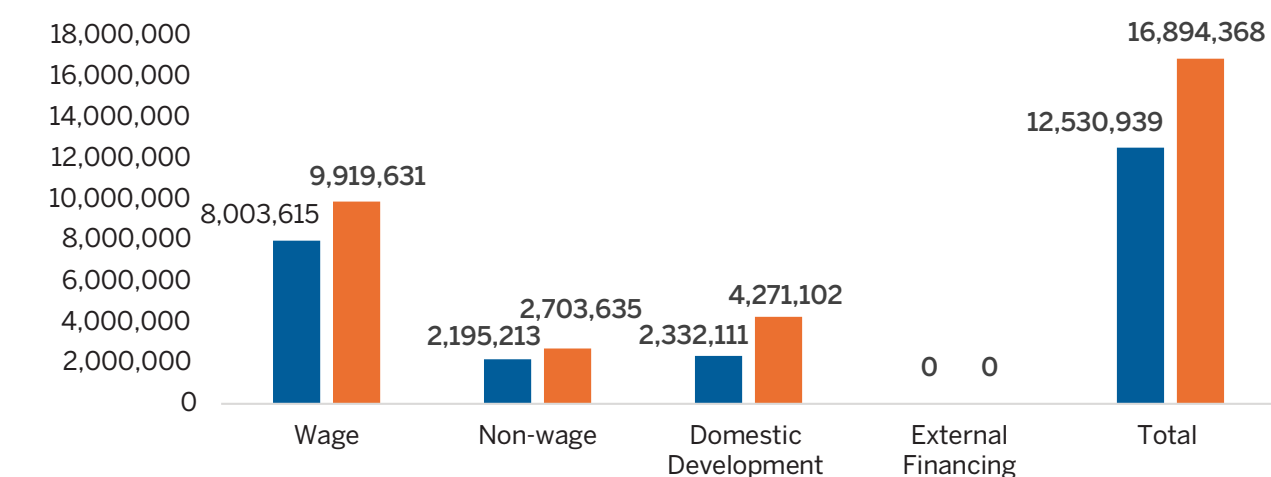
Source: LG Approved Budgets FY2024/25

Health Sub Programme



Source: LG Approved Budgets FY2024/25

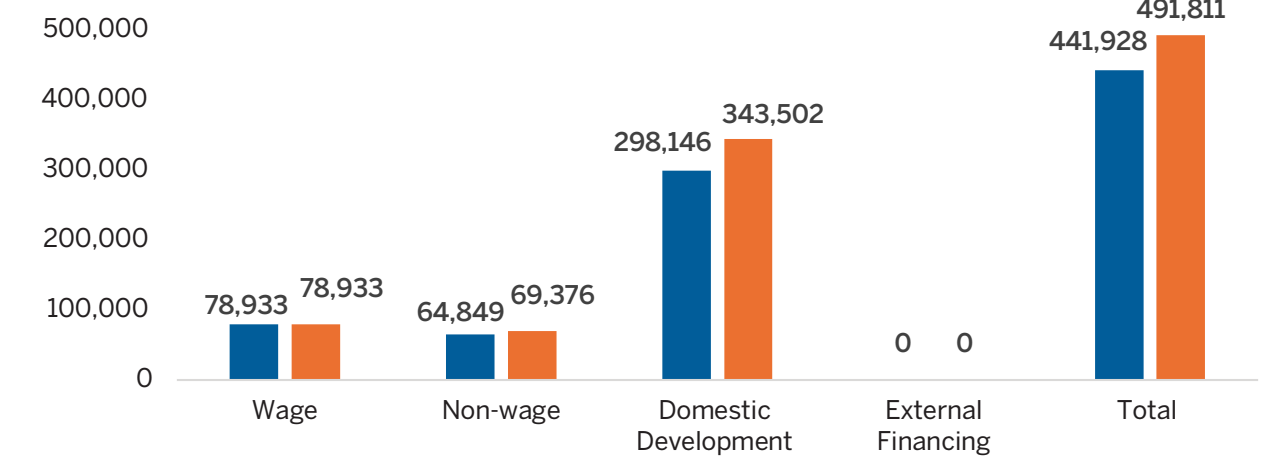
Education Sub Programme



Key Education Programme Allocation
UGX 4,950,000 Special Needs Education
UGX 53,152,000 Inspection and Monitoring
UGX 679,500,000 Secondary Capitation Grant
UGX 1,158,368 Primary Capitation Grant (Non-wage)

Source: LG Approved Budgets FY2024/25

Water Sub Programme

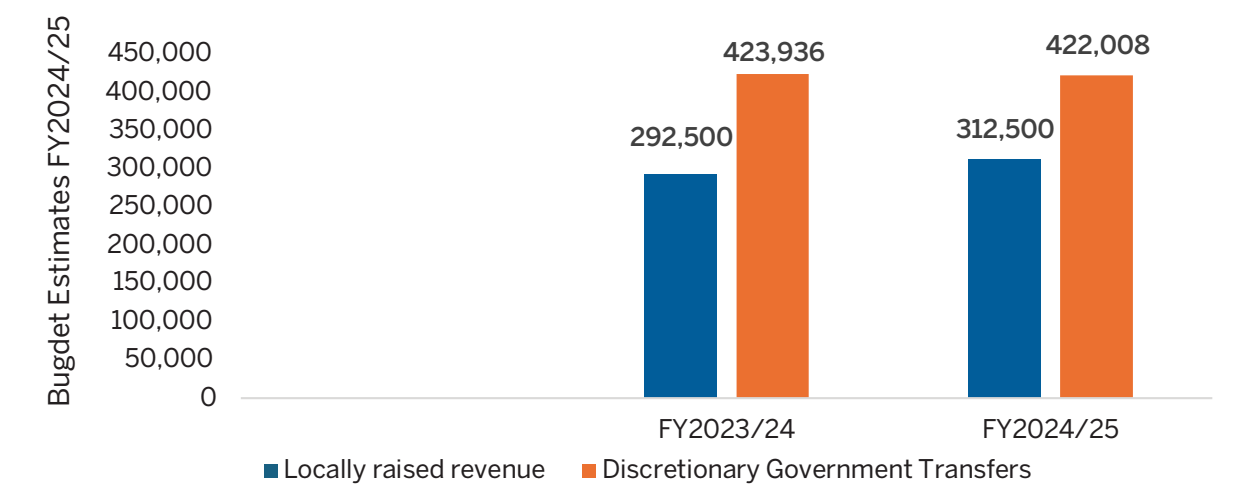


Source: LG Approved Budgets FY2024/25

FACT 5 FY2024/25 LOWER LOCAL GOVERNMENTS (LLGS) BUDGET

Amolatar Lower Local Governments budget increased to **UGX 292m** from **UGX 312m** in FY2023/24. Locally raised revenue contributed **1%** of the overall budget for Amolatar district.

Figure 2: Budget financing by source



Source: LG Approved Budgets FY2024/25

FACT 6 ALLOCATION TO KEY BUDGET OUTPUTS BY SUB-COUNTY

Sub-county	Primary Health Care-Non-wage (UGX, '000')	Capitation Grant-Primary School - Non-wage (UGX, '000')
Arwotcek Subcounty	27,924	59,028
Namasale Subcounty	39,322	78,518
Aputi Subcounty	36,537	73,687
Agwingiri Subcounty	29,461	59,147
Akwon Subcounty	-	77,133
Agikdak Subcounty	68,234	54,899
Amolatar Town Council	164,477	-
Awelo Subcounty	32,262	89,765
Muntu Subcounty	70,052	83,471
Etam Subcounty	35,093	66,288
Abeja Sub County	32,400	495,712

Source: LG Approved Budgets FY2024/25



Plot 11, Vubyabirenge Close, Ntinda-Nakawa Road,
P.O. Box 660, Ntinda, Kampala, Uganda.
Fixed Line: +256 755 202154, +256 414 677707,
Email: csbag@csbag.org Website: www.csbag.org
X: CSBAGUGANDA LinkedIn: CSBAG Uganda
YouTube: CSBAG Uganda Facebook: CSBAG Uganda