

ADJUMANI DISTRICT BUDGET FY 2024/25

FACT 1 ADJUMANI DISTRICT BUDGET FY 2024/25

The total budget for Adjumani district for FY2024/25 is **UGX 50,599,454,000** representing a **4%** decrease.

Table 1: Adjumani District Budget FY2024/25

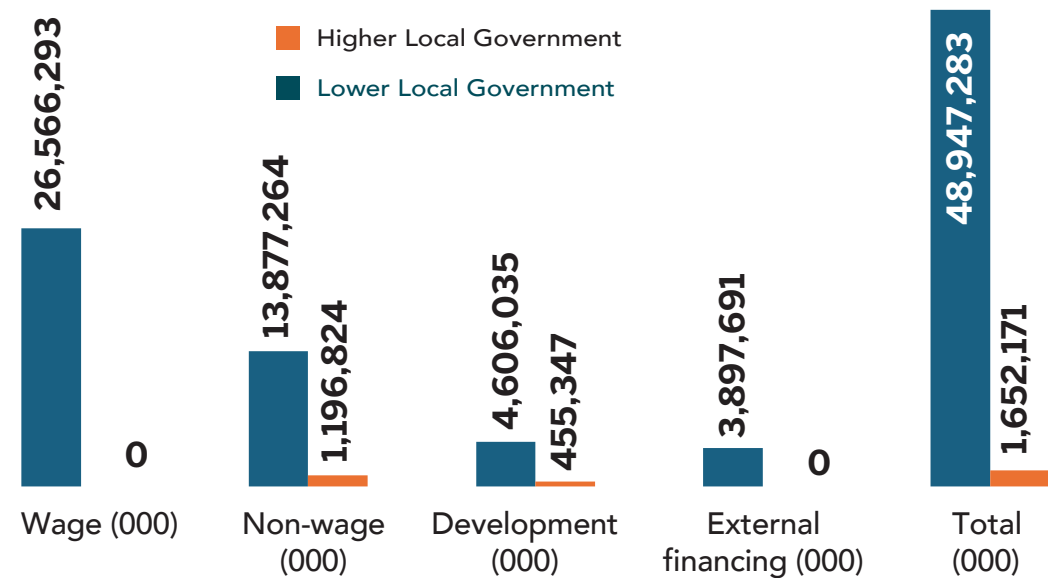
Budget Allocations	FY2023/24 (UGX, '000')	FY2024/25 (UGX, '000')	% Change
Total Wage Grant	25,044,292	26,566,293	6.1%
Total Non-Wage Recurrent Grant	8,874,580	15,074,088	69.8%
Total Development Grants	14,632,114	8,959,073	38.7%
External Financing	4,190,604	3,897,691	6.9%
Total District Budget	52,741,590	50,599,454	4%

Source: LG Approved Budgets FY2024/25

As indicated in Table 1 non-wage recurrent grant will have the highest budget increases of **69.8%** between FY2023/24 and FY2024/25.

FACT 2 BUDGET SHARES HIGHER AND LOWER LOCAL GOVERNMENT

Figure 1: Allocations at the district level



Source: LG Approved Budgets FY2024/25

FACT 3 FY2024/25 DISTRICT FINANCING SOURCES

Funding Category	FY2023/24 (UGX, '000')	FY2024/25 (UGX, '000')
Local Raised Revenue	2,043,350	2,073,350
Discretionary Government Transfers	13,857,812	4,396,907
Conditional Government Transfers	30,370,214	38,463,198
Other Government Transfers	2,348,485	1,768,308
External Financing	4,190,604	3,897,691
Total	52,810,465	50,599,454

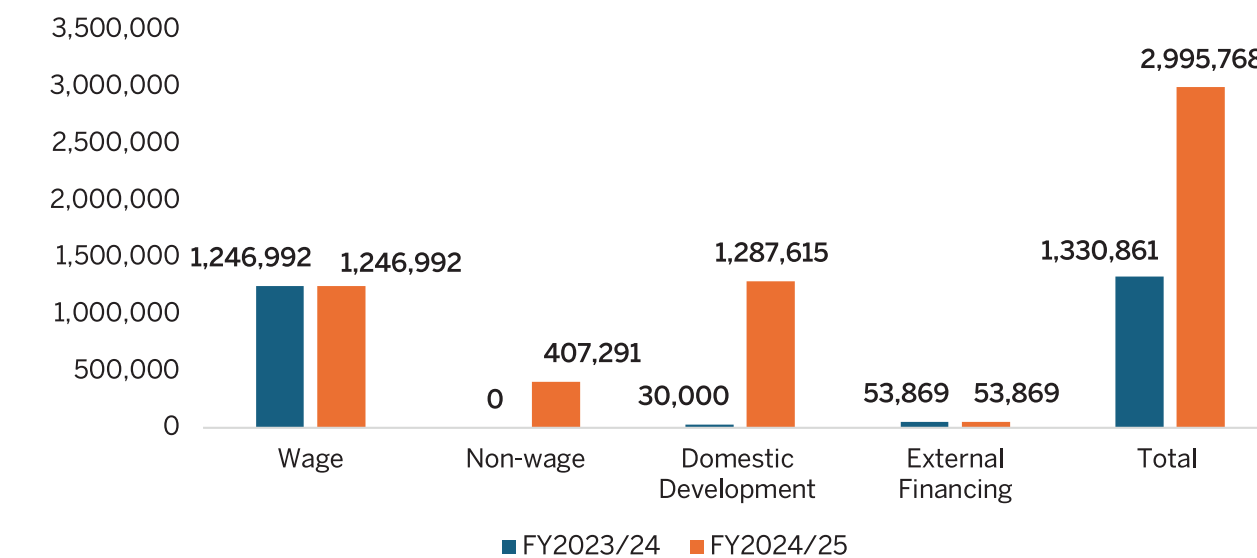
Source: LG Approved Budgets FY2024/25



Plot 11, Vubyabirenge Close, Ntinda-Nakawa Road, P.O. Box 660, Ntinda, Kampala, Uganda.
 Fixed Line: +256 755 202154, +256 414 677707,
 Email: csbag@csbag.org Website: www.csbag.org
 X: CSBAGUGANDA LinkedIn: CSBAG Uganda
 YouTube: CSBAG Uganda Facebook: CSBAG Uganda

FACT 4 SUB PROGRAMME ALLOCATION FY2024/25

Production and Marketing Sub Programme

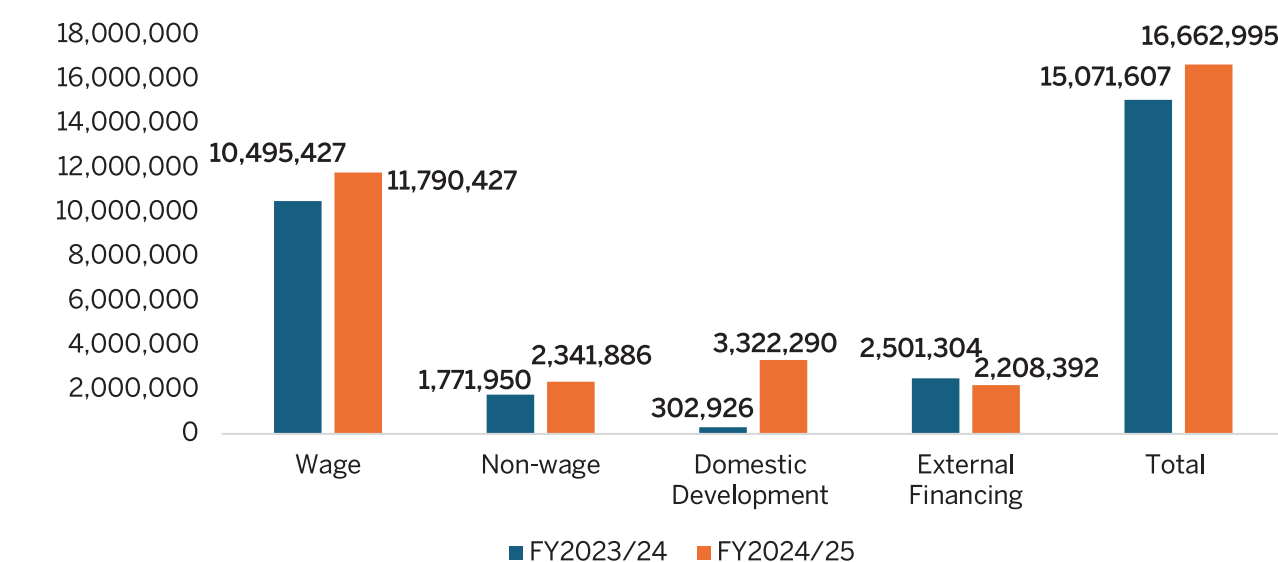


Key Budget Output Allocations FY2024/25

Parish Development Model Operations: UGX. 56,032,000
 Certification Services: UGX. 29,386,000
 Support to Agro-processing & value addition: UGX. 50,000,000

Source: LG Approved Budgets FY2024/25

Health Sub Programme

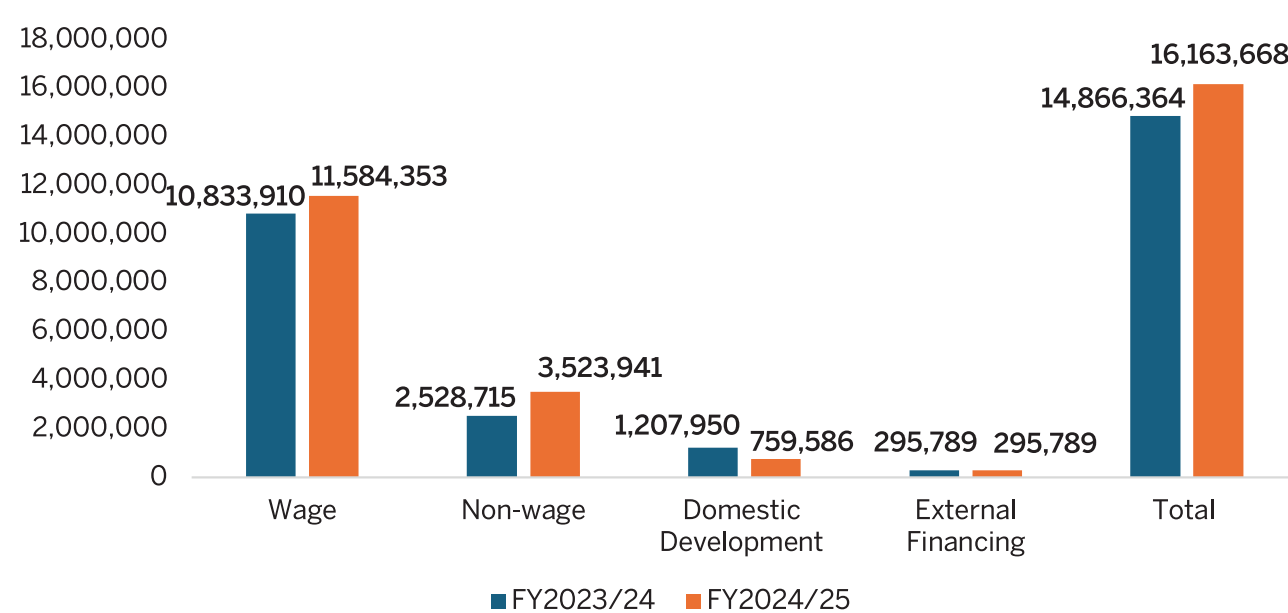


Source: LG Approved Budgets FY2024/25

Key investment areas under the Health Program

Location	Intervention	Amount (UGX 000)
Arinyapi Subcounty	Construction of a 2 stance VIP latrine at Elegu H/ CII	12,000
Arinyapi Subcounty	Medical, Laboratory and Research Equipment - Assorted Equipment for Arinyapi H/C III	150,000

Education Sub Programme

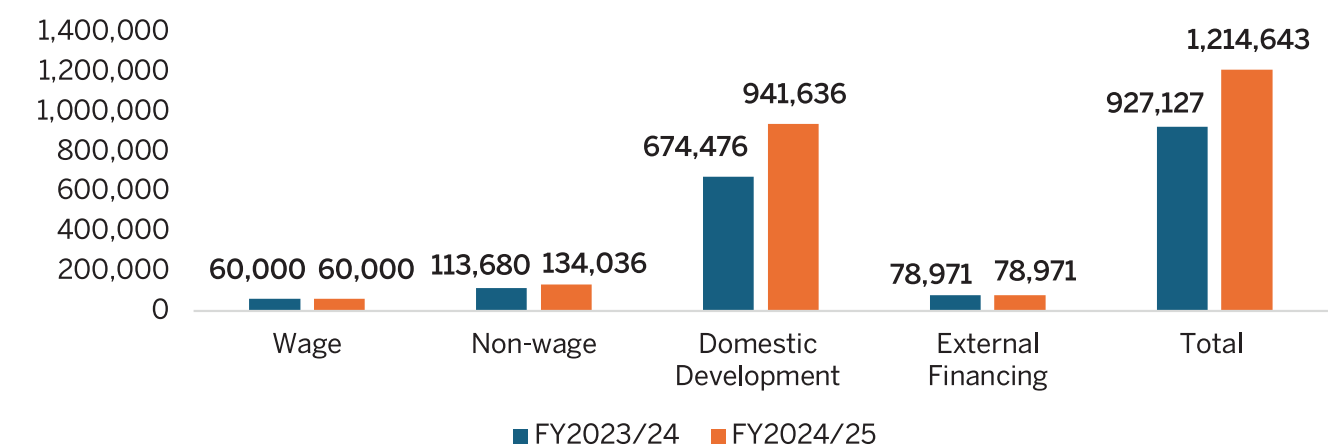


Key Education Programme Allocation

UGX 3,000,000 Special Needs Education
 UGX 47,379,000 Inspection and Monitoring
 UGX 870,304,000 Secondary Capitation Grant
 UGX 1,380,360 Primary Capitation Grant (Non-wage)

Source: LG Approved Budgets FY2024/25

Water Sub Programme

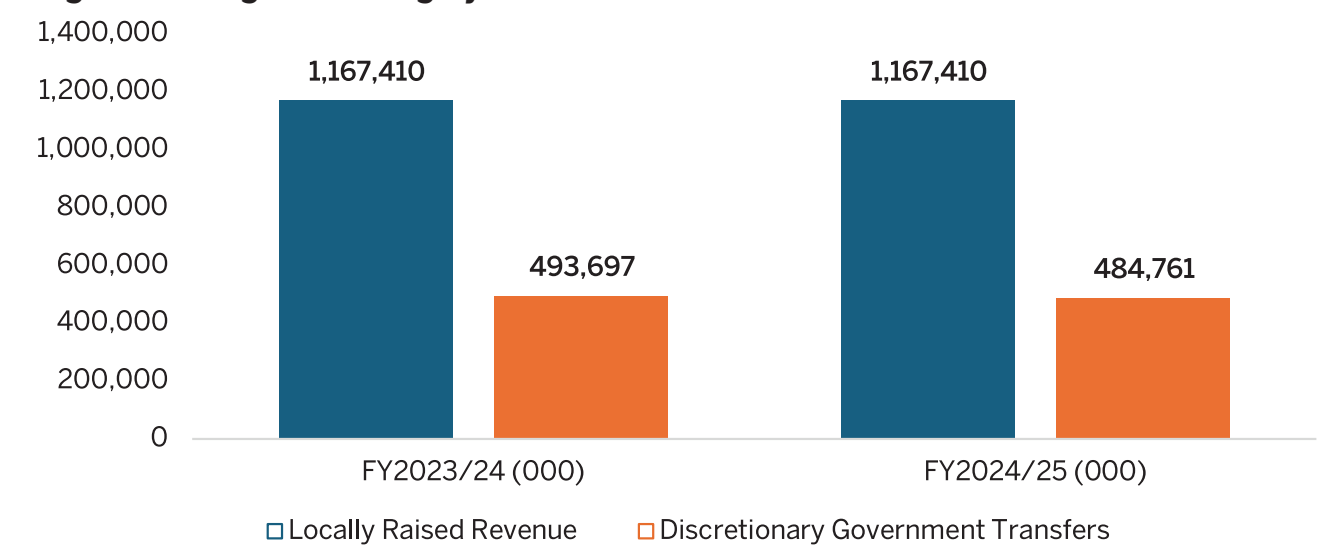


Source: LG Approved Budgets FY2024/25

FACT 5 FY2024/25 LOWER LOCAL GOVERNMENTS (LLGS) BUDGET

Adjumani Lower Local Governments budget increased to **UGX. 1,652bn** from UGX .1,661bn in FY2023/24. Locally raised revenue contributed **2.3%** of the overall budget for Adjumani district.

Figure 2: Budget financing by source



Source: LG Approved Budgets FY2024/25

FACT 6 ALLOCATION TO KEY BUDGET OUTPUTS BY SUB-COUNTY

Sub-county	Primary Health Care-Non-wage (UGX, '000')	Capitation Grant-Primary School - Non-wage (UGX, '000')
Dzaipi Subcounty	197,927	208,441
Arinyapi Subcounty	82,491	43,644
Ofua Subcounty	67,050	98,406
Pakele Subcounty	268,851	102,829
Itirikwa Subcounty	287,915	139,329
Ukusijoni Subcounty	164,952	34,743
Adropi Subcounty	69,237	80,924
Ciforo Subcounty	108,742	129,726
Pacara Subcounty	126,879	64,432
Adjumani Town Council	46,976	-

Source: LG Approved Budgets FY2024/25